



CoE Global Virtual Summit

Early Bird Live: SAP Road Maps

Isabel Rodrigues
April 7, 2022

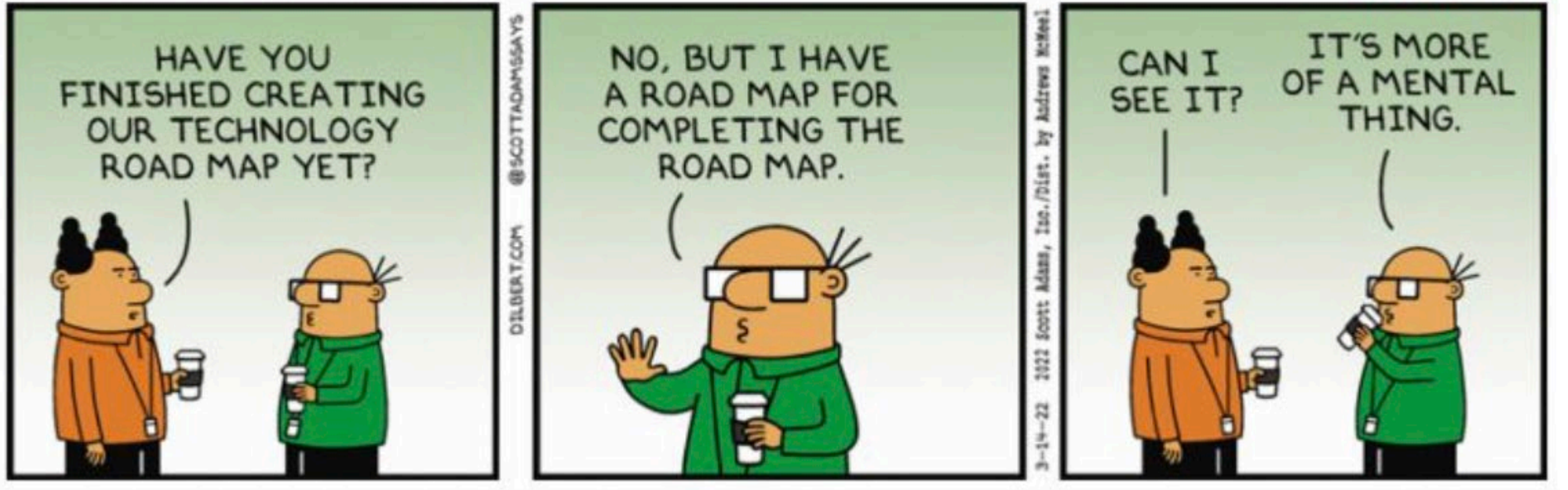
PUBLIC

Agenda

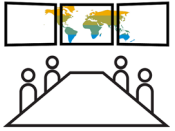
- Why SAP Roadmap Explorer?
- How to Access the SAP Roadmap Explorer
- New functionality: Business View
- New functionality: Industry Cloud incl. Industry Cloud Solutions
- Demo
- Q & A

SAP Road Maps...

Monday March 14, 2022 *Technology Road Map*



Roadmaps related questions



“High Level” questions

- What are SAPs roadmap priorities?
- What is planned in a specific industry?
- How about new features within a business process or current trend topics?




Detailed questions

- Which functionalities are planned by SAP for a specific SAP solution?
- What does the functionality contain?
- When will it be delivered?

The SAP Road Map Explorer

- Latest road map content, by product, process and industry
- From SAPs high level priorities to detailed Road Map Items
- Direct access to capability and feature information and to their value proposition
- Harmonized view with a „slice & dice“ and personalization functionality
- Continuously updated content and easy navigation.

The screenshot displays the SAP Road Map Explorer web application. The top navigation bar includes the SAP logo, the title 'Road Map Explorer', and tabs for 'Products', 'Processes', 'Industries', and 'My Road Maps'. A search bar on the right shows '494 Road Map Items'. Below the navigation bar, there are filters for 'Products', 'Processes', 'Industries', 'Focus Topics', and 'Suite Qualities'. A 'Current - Latest' button and a 'Highlights' button are also visible. The main content area is divided into four columns representing quarters: Q1 2022 (CURRENT, 101 Road Map Items), Q2 2022 (3 Road Map Items), Q3 2022 (3 Road Map Items), and Q4 2022 (269 Road Map Items). Each column lists various road map items with details such as the item name, a brief description, and the SAP S/4HANA version. For example, in Q1 2022, items include 'Intelligent lockbox processing (on premise)' and 'SAP Fiori app for mass pricing of lifts, rolls, and cancellations'. In Q4 2022, items include 'CATS: consolidated reporting and improved analytics' and 'Optimizations for time-management customizing'. A 'Save' button is located at the bottom right of the interface.



SAP Road Map Explorer

Value Proposition

Empower Users

An interactive tool allowing users to build their own road map

Provide Consistent and Reliable Information

Dynamic road maps that are updated throughout the year, providing additional details as innovations are delivered

Create a Seamless Experience


Intuitive design to create an easy access to desired road map and innovations




Date:
March 31, 2022



Website Hits:
1.553.636



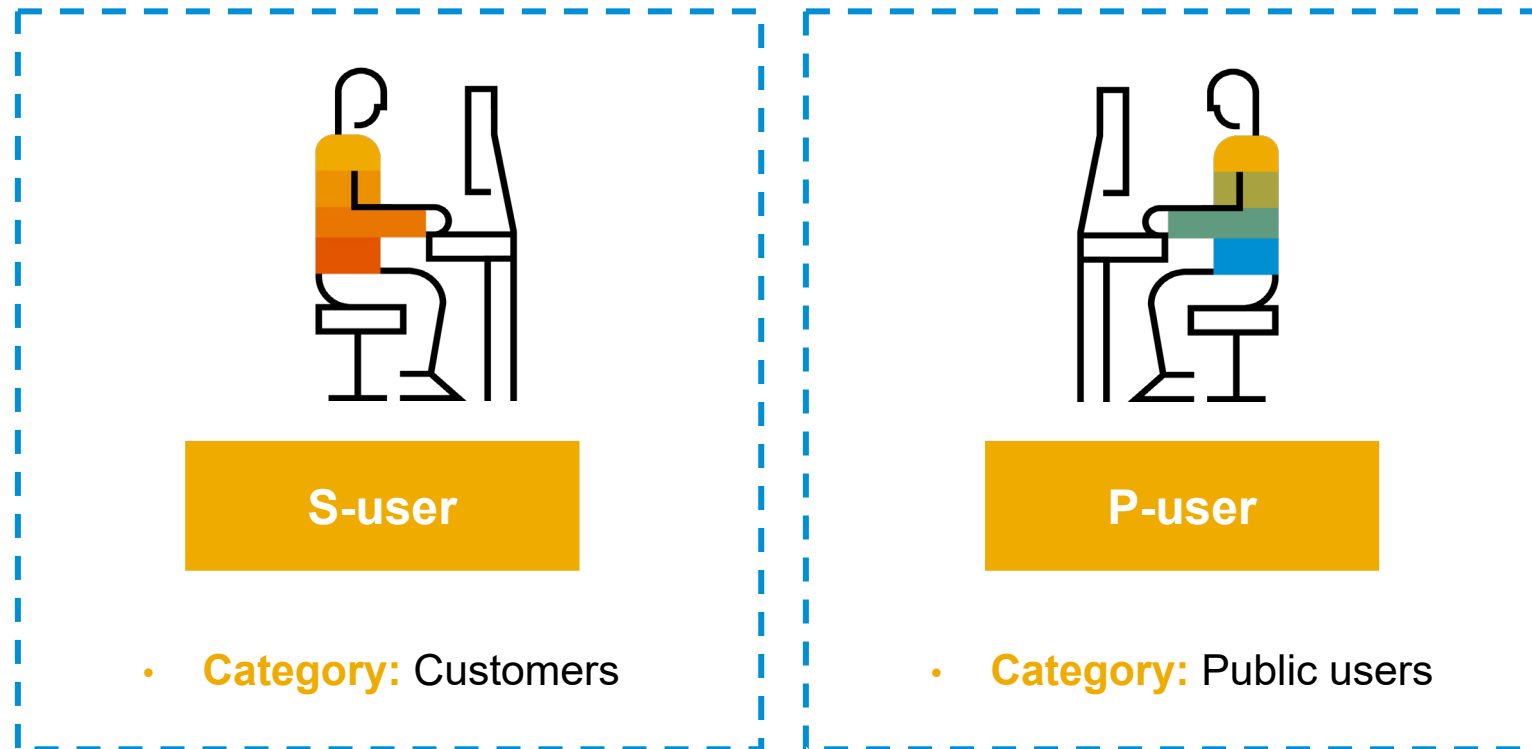
Unique External Users: 150.272



Unique Internal Users: 48.435

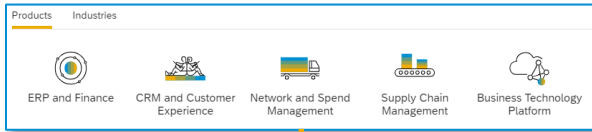
Access to the SAP Road Map Explorer

Accessing the SAP Road Map Explorer is easy! All it takes is either a valid **S-user** (customer access), or **registering** at roadmaps.sap.com (public access), with a valid e-mail address.



Communicating SAP Road map via SAP Road Map Explorer

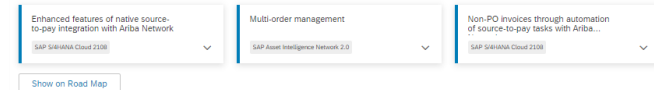
Live!



Road Map Priorities

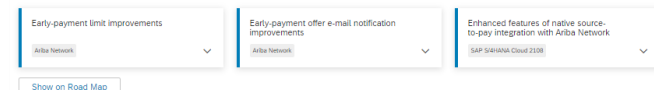
BUSINESS NETWORK | New Trading Partner Portal and Onboarding experience

New integrated and seamless dashboard experience for all suppliers Experience for Suppliers with the launch of the Unified Trading Partner Portal and Services, leveraging new portal technology stack with e2e monitoring and XM based feedback loop.



BUSINESS NETWORK | SAP Business Network 2108 Release

SAP Business Network 2108 is now available to support SAP's network strategy to unify our existing networks.



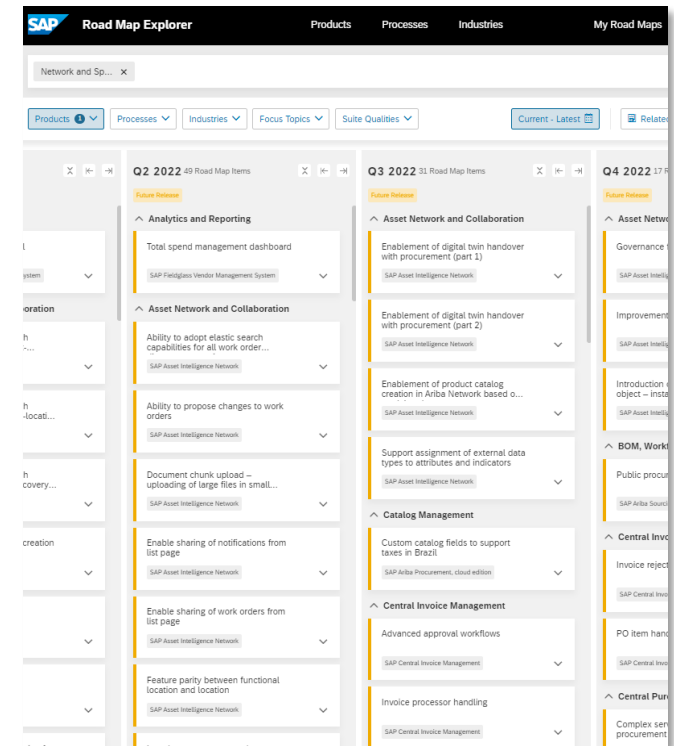
BUSINESS NETWORK | SAP Supplier Financing

HIGH LEVEL - Road Map Priorities per Solution Area

Big topics, main themes, new “solutions” what you would tell if you had only 30 seconds

BUSINESS VIEW

HIGH LEVEL - Road Map PRIORITIES per Sub-cluster/ industry plus Industry Cloud Solutions (for industries)



DETAILED - Road Map items

new functionality, features, technical extensions Comprehensive overview for IT Experts who are familiar with the respective product

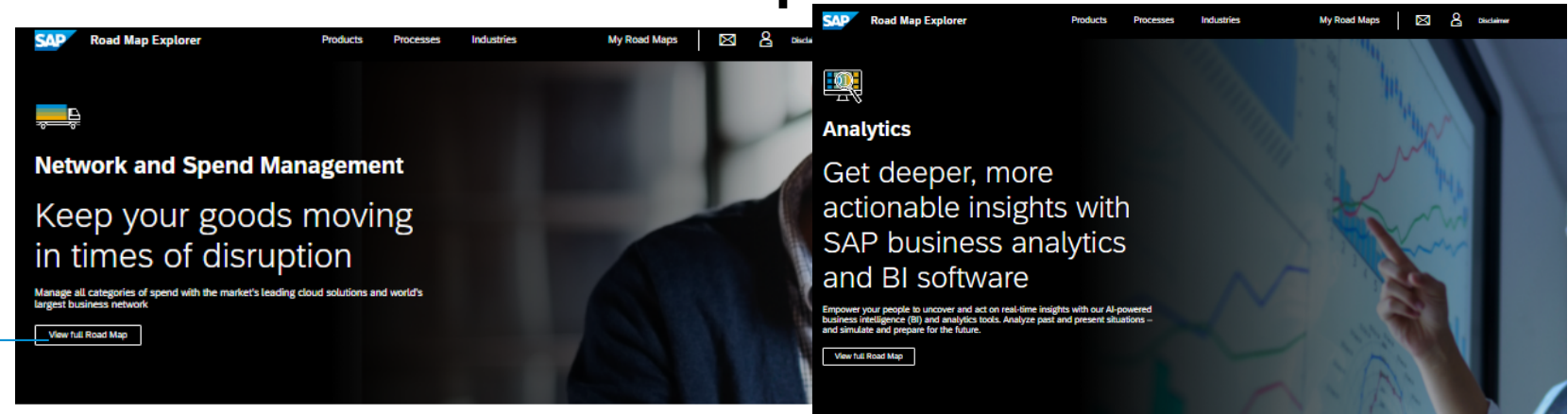
TECHNICAL VIEW

Introducing the Business View and the Road Map Priorities

Road Map Priorities

Road Map Priorities

- Title
- Short description/ value proposition
- Assigned innovations



3 – 5 priorities per Cluster

Road Map Priorities

BUSINESS NETWORK | Collaborative Supply Chain

True cross-network collaboration scenarios to achieve supply chain visibility and collaborate with shippers and carriers, share insights, and gain enterprise-wide transparency with unified experience for all trading partners

Get insights into global parcel shipments with real-time visibility

SAP Logistics Business Network

Show on Road Map

Delivery and shipment tracking for buyers in Air/Sea Network when the...

SAP Logistics Business Network 2.0

Show on Road Map

Exchange shipping instructions and bill of lading with ocean carriers or...

SAP Logistics Business Network 2.0

Show on Road Map

BUSINESS NETWORK | SAP Business Network 2111 Release

SAP Business Network 2111 has been released to support SAP's network strategy to unify our existing networks to allow you to collaborate in real time with all trading partners in your supply chain so you can conduct business faster and more efficiently than ever before.

Gain real-time insights into freight movements within SAP Supply Chain...

SAP Logistics Business Network 2.0

Show on Road Map

Gain real-time insights into order fulfillment from SAP IBP

SAP Logistics Business Network 2.0

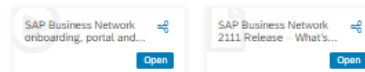
Show on Road Map

Road Map Details & Timelines

The release plan for Network and Spend Management outlines our commitment to continuously deliver new capabilities and provides early visibility for upcoming release waves.

[View full Road Map](#)

Related Documents



Road Map Priorities

SAP Analytics Cloud further simplifies data analysis and reporting

SAP makes the data analyzer feature readily accessible in the Q4 2021 release of the SAP Analytics Cloud solution, simplifying exploration and insight discovery. Analysts can access data directly in SAP HANA and SAP BW without having to predefine a data model in SAP Analytics Cloud. In Q1 2022, SAP Analytics Cloud plans to support scheduled report personalization or "bursting". This capability uses model access restrictions, live data authorizations, and language and profile information to personalize and deliver information for report recipients. Together with the recent release of paginated reports and formatted pages, this update gives customers a comprehensive enterprise reporting solution in the cloud.

Bursting - scheduling of publications based on recipient based...

SAP Analytics Cloud

Show on Road Map

Data analyzer - ability to visualize the data as a chart and configure the...

SAP Analytics Cloud

Show on Road Map

Data analyzer - advanced options when saving an insight

SAP Analytics Cloud

Show on Road Map

SAP BW bridge facilitates more successful, streamlined public cloud migrations

The new SAP Data Warehouse Cloud, SAP Business Warehouse bridge lets organizations move data from the SAP BW application to the SAP Data Warehouse Cloud solution. This can help customers innovate and extend their data reach in the public cloud while leveraging existing environments. In early 2022, SAP plans to add new capabilities to simplify SAP BW based integration and staging moves by employing a tool-based approach.

SAP BW bridge: automated conversion of business warehouse...

SAP Data Warehouse Cloud

Show on Road Map

SAP BW bridge: conversion support for an additional source system in...

SAP Data Warehouse Cloud

Show on Road Map

SAP BW bridge: data transfer using "copy" functionality from SAP HANA

SAP Data Warehouse Cloud

Show on Road Map

Road Map Details & Timelines

The release plan for Analytics outlines our commitment to continuously deliver new capabilities and provides early visibility for upcoming release waves.

[View full Road Map](#)

Additional road map related documents

Road Map Explorer

Industry View

Road Map Priorities

- Big topics, main themes, new “solutions”
- Related to strategic priorities and industry trends
- Connected to planned product deliveries

Industry Cloud Solutions

- All relevant Industry Cloud Solutions (ICS)
- Detail road map view per ICS with one click

Data Collection

- The RME collects data from the [Industry Cloud Solution Repository \(ICSR\)](#) via API and displays the appropriate ICS.



Consumer Products

Embrace intelligent technologies and next-gen business processes to deliver personalization with a purpose.

SAP solutions enable consumer products companies to be responsive and provide personal, secure, and simple shopping experiences.

[View full Road Map](#)

Road Map Priorities

Last Mile Distribution for Direct Distribution

Last Mile Distribution (LMD) enables manufacturers and suppliers of different consumer goods industries to coordinate the distribution process and all its subprocesses centrally. This process supports manufacturers and suppliers of different consumer goods industries as an alternative approach to central retail deliveries for providing goods to stores. LMD is most suitable for supporting the needs of consumer goods companies involved with beverages and food production, as well as tobacco distribution and oil and gas companies.

Existing implementation of value-representative and traceable value... See more	Support of bank deposits for collected payments during trade... See more	Greater stock transparency at warehouses and on routes... See more
Show on Roadmap		

SAP Digital Manufacturing Cloud for Execution for process manufacturing

Accelerate the operational responsiveness and improve operational visibility with the SAP Digital Manufacturing Cloud solution, a manufacturing execution system (MES) of near real-time data and analytics. Execute manufacturing processes, analyze manufacturing and business data, and integrate systems with a cost-effective, high-quality, and resource-efficient method based on Industry 4.0.

Allow changing of production resources during process order... See more	Execution of process order in accordance with the phase... See more	Process order split to specific sites prior to execution... See more
Show on Roadmap		

SAP Logistics Business Network, material traceability option

SAP Logistics Business Network, material traceability option is an application augmented by blockchain technology. It meets the needs of the entire consumer journey and accelerates operational responsiveness by improving transparency, visibility, and efficiency by connecting the entire supply chain end-to-end.

Insights into the execution status of deliveries through track-and-trace... See more	Linking of item serial numbers to batch IDs... See more	Sharing of carbon footprint data for batch-managed materials... See more
Show on Roadmap		

Road Map Details & Timelines

The release plan for Consumer Products outlines our commitment to continuously deliver new capabilities and provides early visibility for upcoming release waves.

[View full Road Map](#)

Industry Cloud Solutions for Consumer Products

Your business is unique. Together with our partners, we can help you drive cost-effective transformation and sustainable growth through specialized applications that address specific industry needs. Built by SAP and our partners on an open platform as a service using SAP Business Technology Platform, these solutions work with your existing systems to extend the value of your investments.


SAP SOLUTION Revenue Growth Optimization Released for Q3 2022 by SAP SAP Revenue Growth Optimization is a solution that enables your organization to manage all your strategic growth initiatives with higher efficiency and intelligence, increasing your return on investment.	SAP SOLUTION SAP Intelligent Agriculture Released for Q3 2022 by SAP The SAP Intelligent Agriculture solution supports efficient and sustainable farming through data-driven decision support and predictive analytics. It helps you maximize your crop yield, optimize your resource use, and supports your efforts toward achieving the United Nations Sustainable Development Goals.	SAP SOLUTION Revenue Growth Planning Released for Q3 2022 by SAP Plan revenue growth strategies across categories, regions, and key accounts. Monitor revenue growth, assess risks and opportunities, and maximize your ROI.
See more	See more	See more

ICS Tiles: What gets displayed?

Examples

Industry Cloud Solutions for Automotive

Your business is unique. Together with our partners, we can help you drive cost-effective transformation and sustainable growth through specialized applications that address specific industry needs. Built by SAP and our partners on an open platform as a service using SAP Business Technology Platform, these solutions work with your existing systems to extend the value of your investments.

 PARTNER SOLUTION


Planned for Q1 2022

Vehicle Data Platform

by Otonomo

Otonomo is a content provider for harmonized vehicle telemetry data. It powers next-generation truck and car fleet management capabilities based on connected car data. The connected car space is evolving from aftermarket telematics devices to embedded devices that are fitted to the car in the factory, delivering further insight, improved operations, asset management and safety.

Business Technology Platform +1

 SAP SOLUTION


SAP Broker Reconciliation for Commodity Derivatives

by SAP

Increase efficiency by automating broker statement reconciliations with booked commodity derivatives and work by exceptions within a modern and intuitive app.

ERP and Finance +12

[View Road Map Items](#)

 SAP SOLUTION

SAP Complaint Handling

by SAP

SAP Complaint Handling is a software-as-a-service solution that helps breaking the silos between Quality, Warranty and Logistics teams by providing a holistic view on the issue status and the follow-up activities of complaints to unlock additional supplier recovery potential with a low implementation footprint.

CRM and Customer Experience +5

[View Road Map Items](#)

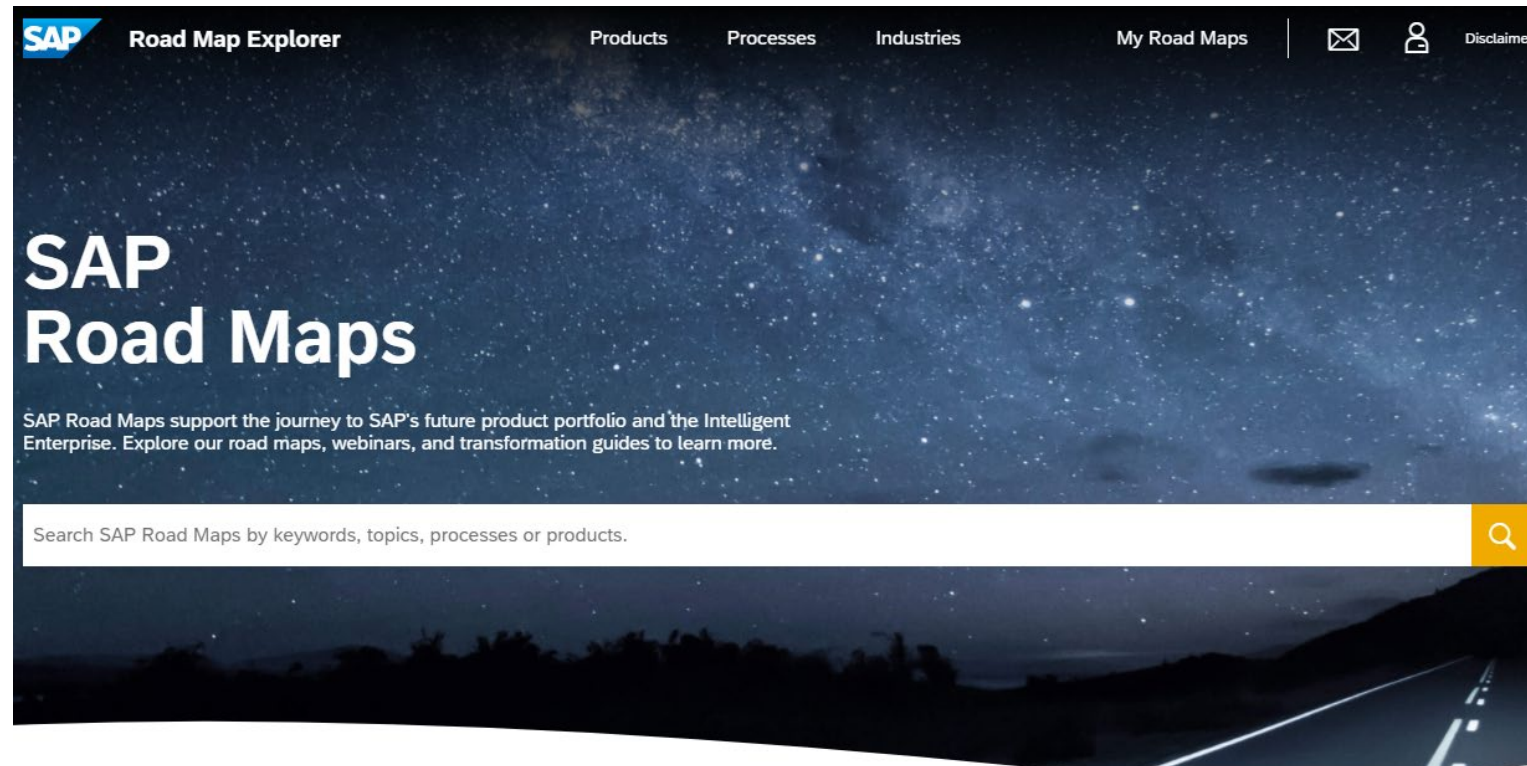
[Show all 54 Industry Cloud Solutions](#)

Planned partner IC solution, release stage „Impl. Started“ or „Planned“

Delivered SAP IC solution, with RM items, Release Stage GA

Delivered SAP IC solution, with RM items, Release Stage GA

Demo



Most viewed Road Maps



Key Take-Aways



The [SAP Road Map Explorer](#) is SAP's tool for road maps offers you the latest road map content, with easy navigation and personalization features.



The new detailed Business Views, per product, product cluster can guide you to break down SAPs strategic priorities to the detailed product and industry road maps.



The new Industry Business Views detail – with the Industry Cloud view – supports you to evaluate which solutions are better from an industry perspective.

Check it out today at roadmaps.sap.com!

Resources



Video:

- [Introduction Video](#)
- [Tutorial Video](#)



Blog Posts:

- [Executive Corner: Harmonizing the User Experience – SAP Road Map Explorer Business View](#)
- [Executive Corner: Road map planning made easy & efficient](#)
- [SAP Community: Discover How to Use SAP Road Map Explorer in Five Steps](#)



Others:

- [SAP Community RME Topic Page](#)
- [sap.com page](#)

Thank You!

Isabel Rodrigues, SAP Road Map Explorer Solution Owner

Michael Loeckelt, SAP Road Map Explorer Product Owner

- roadmaps@sap.com
- [SAP Community Topic Page](#)

Q&A

Disclaimer

© 2022 SAP SE or an SAP affiliate company. All rights reserved.

No part of this publication may be reproduced or transmitted in any form or for any purpose without the express permission of SAP SE or an SAP affiliate company.

The information contained herein may be changed without prior notice. Some software products marketed by SAP SE and its distributors contain proprietary software components of other software vendors. National product specifications may vary.

These materials are provided by SAP SE or an SAP affiliate company for informational purposes only, without representation or warranty of any kind, and SAP or its affiliated companies shall not be liable for errors or omissions with respect to the materials. The only warranties for SAP or SAP affiliate company products and services are those that are set forth in the express warranty statements accompanying such products and services, if any. Nothing herein should be construed as constituting an additional warranty.

In particular, SAP SE or its affiliated companies have no obligation to pursue any course of business outlined in this document or any related presentation, or to develop or release any functionality mentioned therein. This document, or any related presentation, and SAP SE's or its affiliated companies' strategy and possible future developments, products, and/or platforms, directions, and functionality are all subject to change and may be changed by SAP SE or its affiliated companies at any time for any reason without notice. The information in this document is not a commitment, promise, or legal obligation to deliver any material, code, or functionality. All forward-looking statements are subject to various risks and uncertainties that could cause actual results to differ materially from expectations. Readers are cautioned not to place undue reliance on these forward-looking statements, and they should not be relied upon in making purchasing decisions.

SAP and other SAP products and services mentioned herein as well as their respective logos are trademarks or registered trademarks of SAP SE (or an SAP affiliate company) in Germany and other countries. All other product and service names mentioned are the trademarks of their respective companies.

See www.sap.com/trademark for additional trademark information and notices.

Appendix: SAP Road Map Explorer Guide

Landing Page

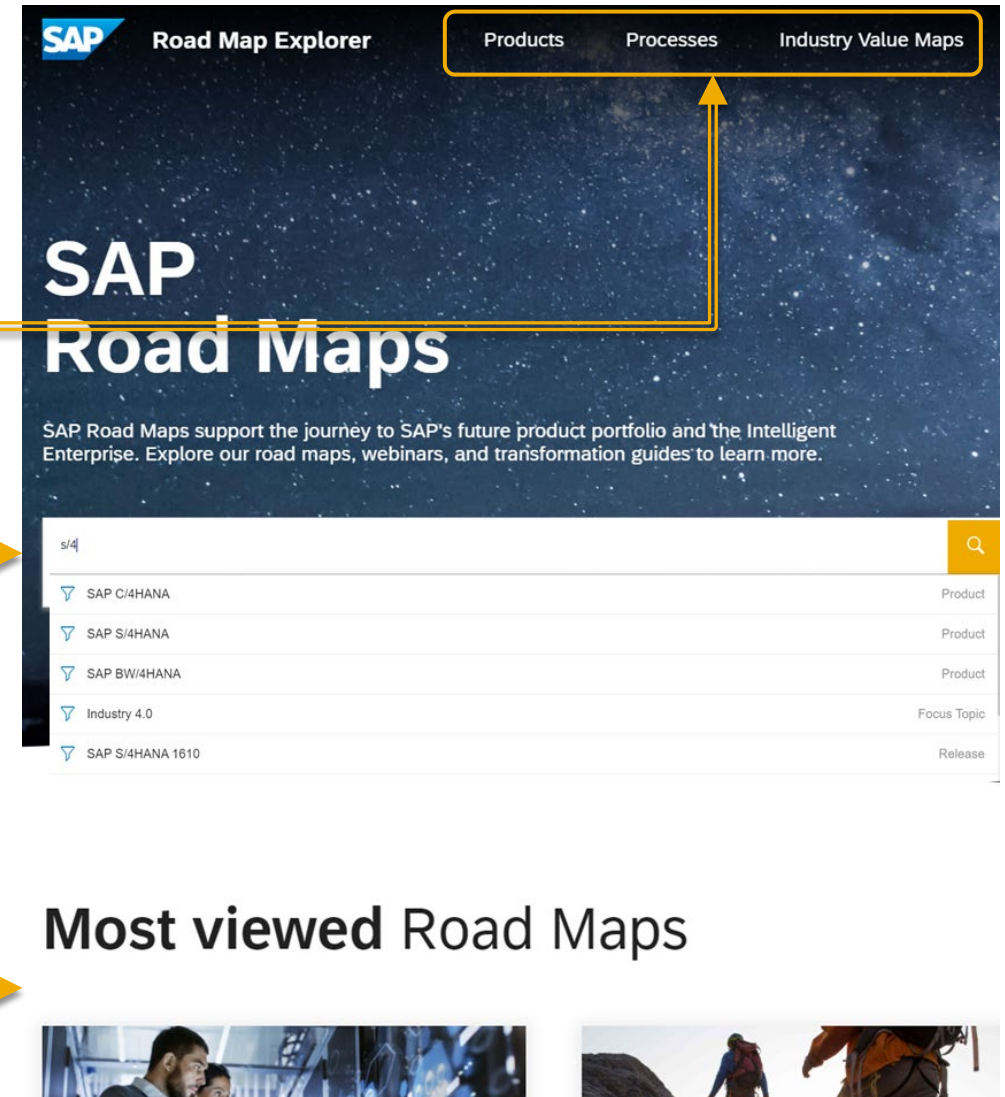
To view a Road Map:

1. **Header:** Browse through the products, processes, or industries available.

2. **Search Bar:** Enter the topic of your choice or choose from the top search items (based on filter statistics).

- Free-text search (free text mapping to pre-selected filters)
- Use of suggested possible proposed searches.

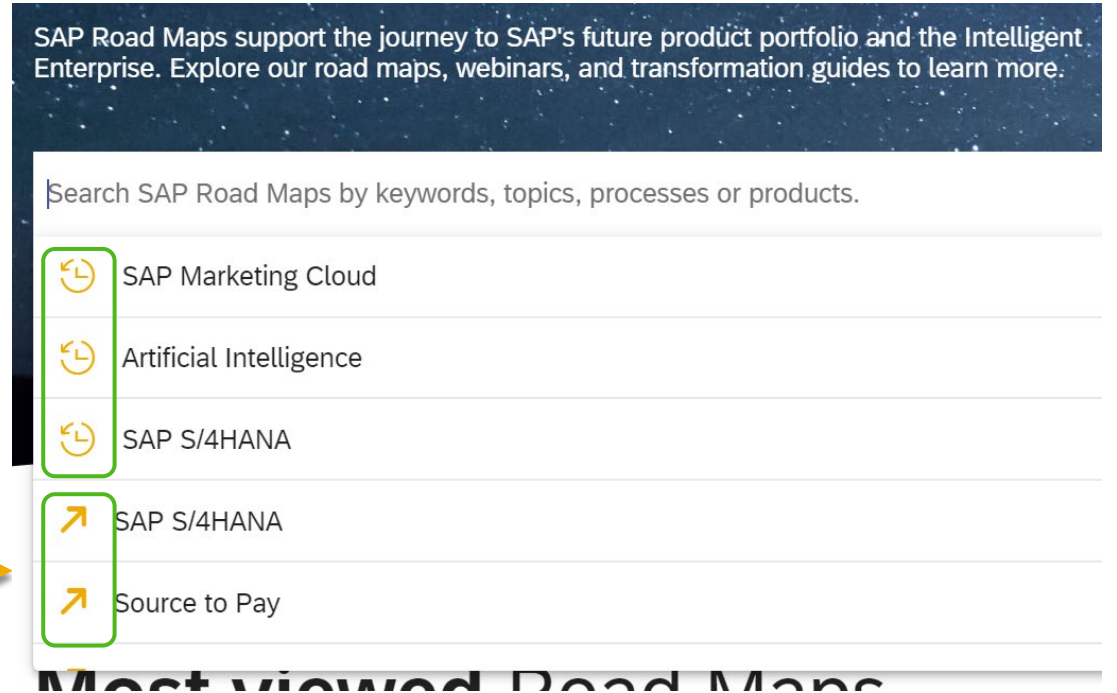
3. **Quick Access:** Browse through the most viewed Road Maps of the site.



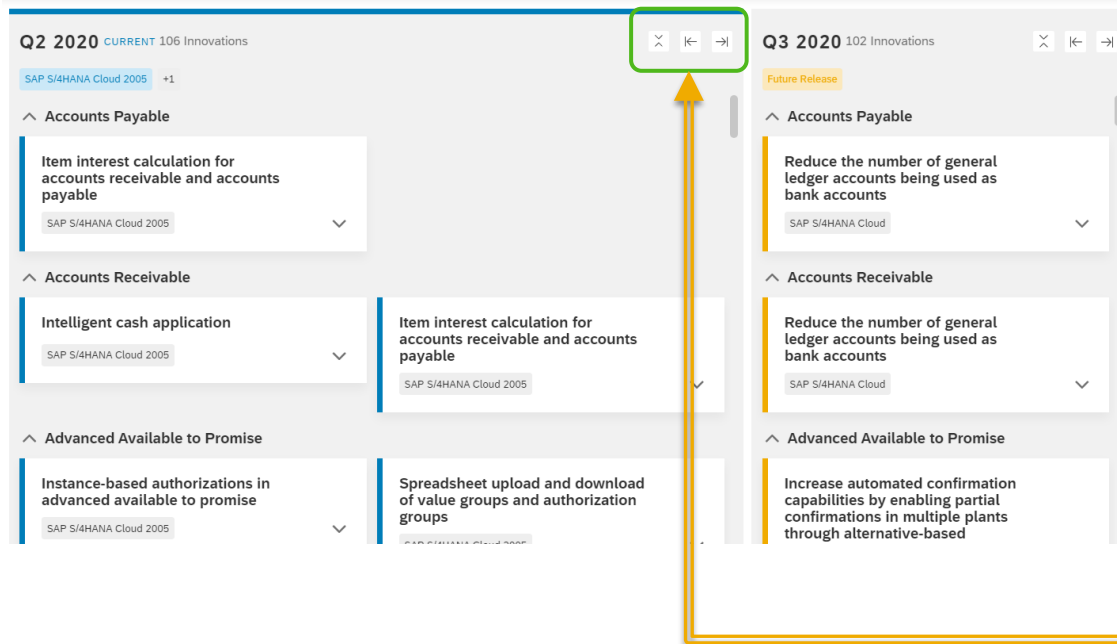
Landing Page: Search Bar

To view a Road Map:

1. **Recent Searches:** Clock icons indicate your recent searches.
2. **Trending Topics:** Arrow icons indicate trending topics of the Explorer.



Kanban Board: Overview



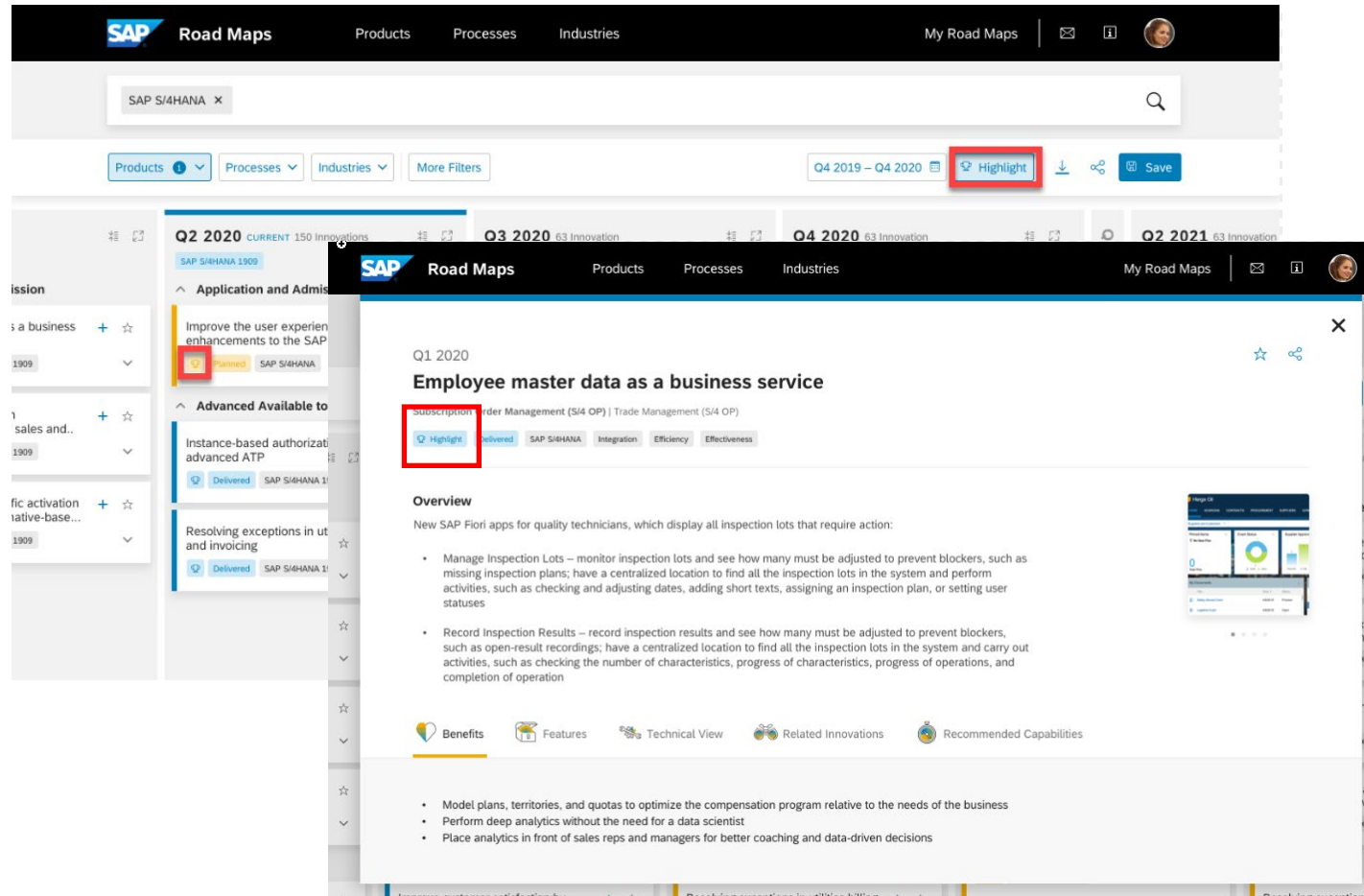
Kanban Board:

- The Kanban Board will showcase product features or “innovations” by quarter and year, according to your own filters.
- Innovations are organized by business capabilities. Business capabilities are listed *alphabetically*.

Collapse/Expand:

- **Collapse/Expand:** Change your innovation view by clicking on the arrows

Highlights Feature



Innovation Highlights:

Innovation Highlights are prominently displayed on the SAP Road Map Explorer. These innovations show the best of the coming release.

Innovation Highlights

The screenshot displays the SAP Road Maps application. At the top, there's a navigation bar with 'SAP Road Maps' and tabs for 'Products', 'Processes', and 'Industries'. Below this is a search bar containing 'SAP S/4HANA'. A filter bar shows 'Products' selected. The main content area is divided into columns for different time periods: 'Q2 2020', 'Q3 2020', 'Q4 2020', 'Q1 2021', and 'Q2 2021'. Each column lists various innovation projects. A red box highlights the 'Highlight' button in the top right of the filter bar. A yellow box highlights a lightbulb icon next to the project 'Improve the user experience with enhancements to the SAP Fiori app' in the Q2 2020 column. A yellow arrow points from the 'Highlight' button to the lightbulb icon.

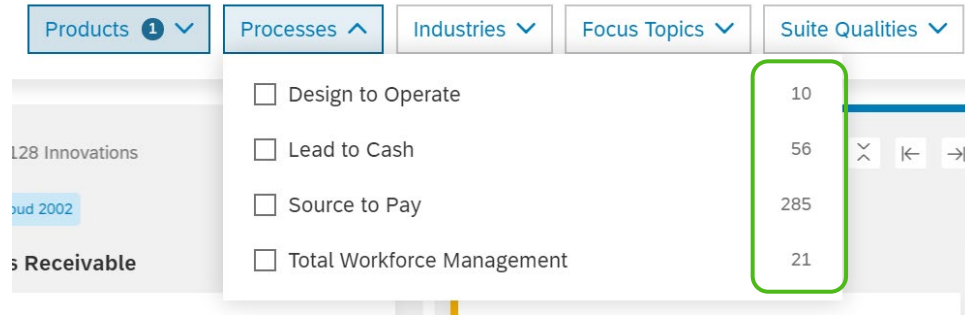
View all Highlights:

- To view all highlights, click on the “Highlight” button beside the Save button.

Innovation Highlights:

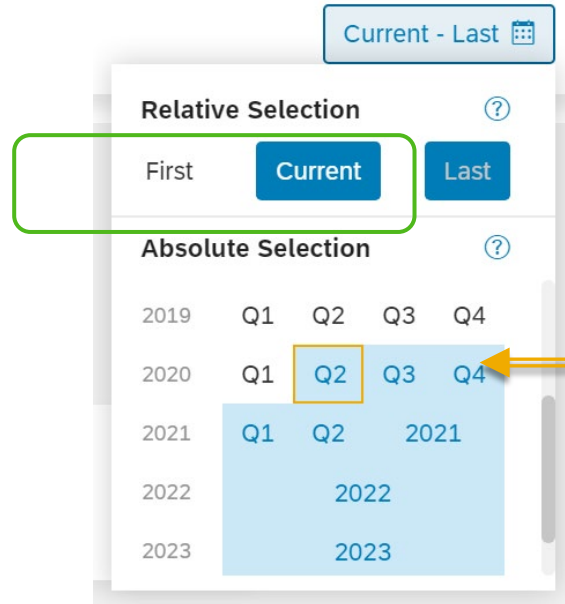
- Innovations that are “Highlights” will have a lightbulb icon on box.

Kanban Board: Filters



Filters:

- Add more topics or choose from the various filters to strategically view a road map
- **Number of innovations:** Numbers on the right of the filter showcases how many innovations are available with that specific filter. Filters will only appear if there are innovations to be shown.



Time Horizon:

- **Relative Section:** You can choose First-Current, First-Last, or Current-Last, to automatically show innovations ranging from the first and last quarter.*
- **Absolute Section:** Manually select the range of quarters.
- ***Note:** “First” and “Last” filters indicate the first and last quarter in the tool. This can change with time (i.e. Currently, the last quarter is 2023 but next year, the last quarter can be 2024).

Kanban Board: Personalization

Favorite an Innovation:

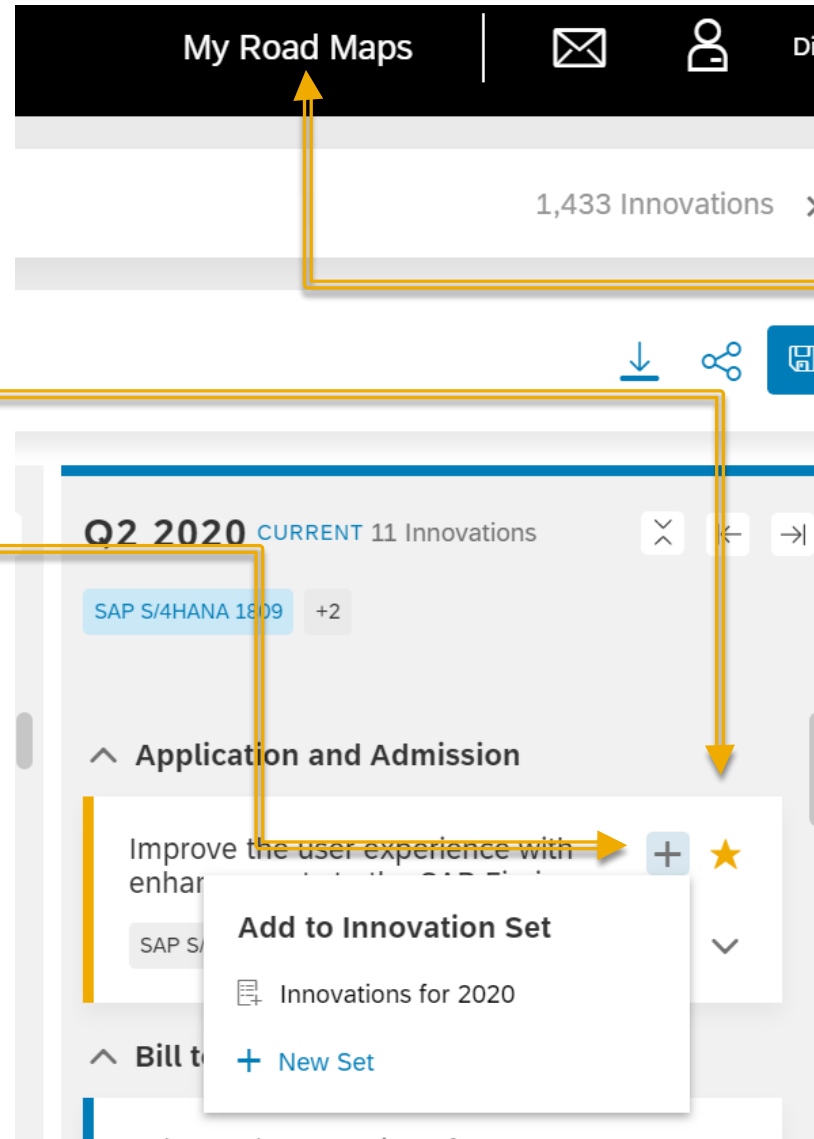
- Click on the “star” button on the top right corner of the innovation box to easily spot it on the Kanban board.

Innovation Set:

- Create an innovation set and organize your selected innovations with the “+” button.
- You do not need to favorite an innovation to add it to an innovation set.

View and share your Innovation Set:

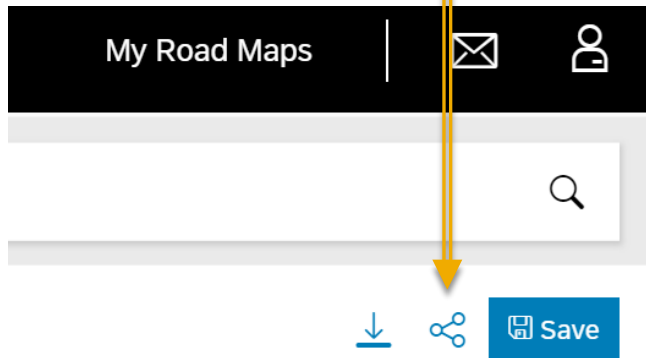
- Click on “My Road Maps” to find your innovation set and the link to share it to your colleague.



Kanban Board: View, Save, and Share

Share Road Map:

- Copy the link and share it to a colleague



The 'Save Road Map' dialog box contains the following fields and options:

- Title:** Road Map for 2020
- ☒ Include current time range
- Filters:** SAP C/4HANA Suite, Banking
- Time Range:** Q4 2019 – Q4 2022
- Confirm** button

Download Road Map

- An excel file with all innovations of the road map will be downloaded.

Save Road Map:

- Save the Road Map to your account to view it for later.
- Don't forget to include the time range!

My Road Maps



Disclaimer

Saved Road Maps

Innovation Sets

Road Map for 2020

MODIFIED ON 1/29/2020

Banking

Rename Title

Share

Download

Delete

View your saved Road Map:

- Click on "My Road Maps" to view your saved road maps.
- You can edit, delete, share it to a colleague, or download your road map.

Innovation Features

Click on an innovation box to view:

1. Tags that the innovation is connected to,
2. An overview of what the product feature entails, and
3. More details about the innovation.*Features and Technical View will be available if the innovation is delivered.

The screenshot shows the SAP Marketing Cloud interface for an innovation titled "Lead- and account-based marketing: Discover demand units". At the top right, there is a star icon for favoriting and a share icon for sharing. Below the title, the category "Account-Based Marketing" is shown, followed by tags: "SAP S/4HANA Cloud 1905", "SAP S/4HANA Cloud", and "Efficiency". The "Overview" section describes the SAP Marketing Cloud solution support for discovering demand units early in the demand funnel and at scale, with bullet points: "Integrate the demand-unit proposal on the marketing overview page" and "Readily assign contacts of a demand unit to draft or active trigger-based 'always-on' campaigns". Below the overview, there are three tabs: "Benefits", "Features", and "Technical View". The "Benefits" tab is currently selected, showing a list of benefits: "Receive intelligent proposals of the most-promising demand units", "Focus on important demographic and intent facts", "Identify the group of currently relevant contacts per account who show interest in a solution or product", and "Target and engage with the right people especially in the more-advanced stages of the demand funnel". A small thumbnail image of the innovation is shown on the right side of the screenshot.

View photos:

- Click on the images to view the full size images.*

Favorite the innovation:

- The star button will favorite the innovation, allowing you to easily view it on your Kanban board.

Share the innovation:

- Share this one innovation to your colleague!

**Images: Not all innovations have photos available.*

Search Bar – How category filter works



Selection of multiple items of 1 category (e.g. products) > Follows the "OR" function

- Search: "S/4HANA", "C/4HANA"
- Result: Innovations that belongs to S/4HANA **OR** C/4HANA

Selection of items of 2 or more categories (e.g. Product, Industry) > Follows the "AND" function

- Search: "S/4HANA", "Airlines"
- Result: Innovations that belongs to S/4HANA **AND** Airlines

Selection of multiple items of 2 or more categories (e.g. Product, Industry) > Follows the "OR" and "AND" function

- Search: "S/4HANA", "C/4HANA", "Airlines", "Banking"
- Result: Innovations that belongs to (S/4HANA **OR** C/4HANA) **AND** (Airlines **OR** Banking)

Search Bar – How search & suggestions work



Free text search (type and hit "return/search")

- Hint: Only 1 free-text query possible, if adding a new one → replacement of first one
- Search: “circular economy”
- Result: Innovations which include “circular economy” in innovation title or description will be found

Type to get filter suggestions out of all existing categories (type at least 3 letters and don't hit "return/search")

- Fuzzy factor
 - Best result = 1, minimum result = 0,6
 - Ranking in descending order from 1 to 0.6
 - If there is a typo, factor will be reduced to 0,9
 - If a circular is found, and a fuzzy factor of 0,7 > search will hit the 2 categories ranked higher
- Search containing “Platform” will result in all "Platforms" but will rank in order of the best fuzzy result AND some kind of a hit counter for the respective categories

Selection and free text search > Follows the "AND" function

- Search: “S/4HANA”, “circular economy”
- Result: Innovations mapped to S/4HANA **AND** including “circular economy” in title or description are found